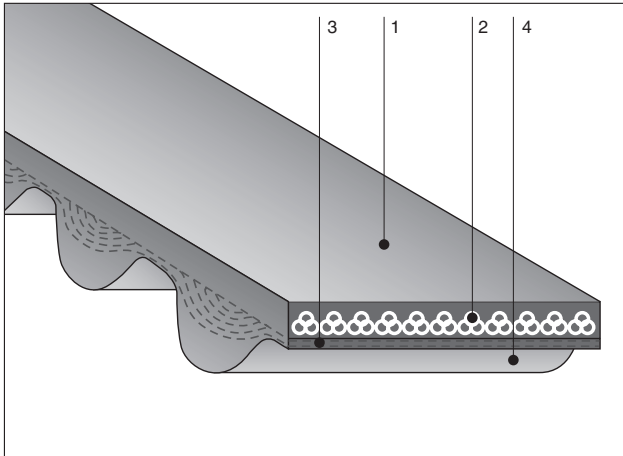


BANDO KING POWER Synchronous Belts (KPS II)



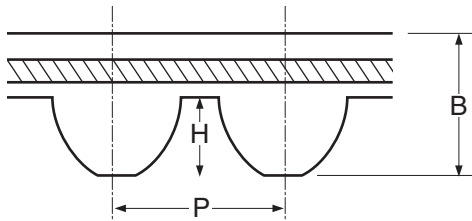
Construction

- 1: Polyurethane backing
- 2: Aramid tensile member
- 3: Polyamid fiber loaded
- 4: Polyurethane teeth

Features + Benefits

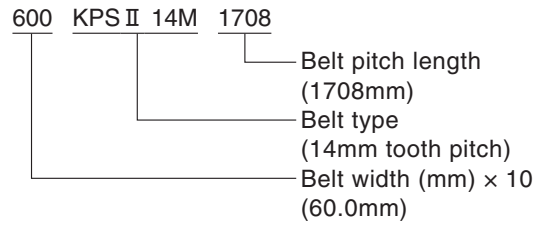
- Exceptional power transmission capability
The KPS Belt can transmit 1.5 to 5 times more power than a standard STS belt drive. This allows the same power transmission capacity to be achieved using smaller pulleys, saving space and money.
- Versatile
Utilize standard STS pulleys for a wide ratio selection.
- Clean
Wear resistant polyurethane construction reduces rubber dust.

Dimensions



Type	P	H	B
KPS II 8M	8.00	2.86	4.80
KPS II 14M	14.00	5.00	8.50

Size mark



KPS II 8M					
Type	nominal pitch length (mm)	number of teeth	Type	nominal pitch length (mm)	Number of teeth
S8M640	640	80	S8M1120	1120	140
680	680	85	1152	1152	144
720	720	90	1200	1200	150
760	760	95	1280	1280	160
800	800	100	1360	1360	170
848	848	106	1440	1440	180
896	896	112	1520	1520	190
944	944	118	1600	1600	200
1000	1000	125	1696	1696	212
1024	1024	128	1792	1792	224
1032	1032	129	1960	1960	245
1056	1056	132			

KPS II 14M					
Type	nominal pitch length (mm)	number of teeth	Type	nominal pitch length (mm)	Number of teeth
S14M994	994	71	S14M1568	1568	112
1120	1120	80	1650	1652	118
1190	1190	85	1708	1708	122
1260	1260	90	1890	1890	135
1400	1400	100	1960	1960	140
1470	1470	105	2380	2380	170

Standard Belt width

(width mark: Belt width (mm)×10)

width mark	150	250	400	600	800	1000	1200
Belt width (mm)	15	25	40	60	80	100	120
	KPS II 8M						
	KPS II 14M						